

DS100C Hazardous Location Plugs & Receptacles – 100 A

Devices rated for hazardous locations are not returnable.

SP US Ratings

- Voltage**
600 VAC
- Current Interruption Capability**
Not for current interrupting
- Horsepower Ratings**

120V	1Ø	5 hp
240V	1Ø	10 hp
208V	3Ø	20 hp
240V	3Ø	20 hp
480V	3Ø	50 hp
600V	3Ø	50 hp
- Short Circuit Rating**
100kA Withstand
Testing was performed with RK1 current limiting fuses sized at 400% of the highest full load motor ampacity associated with the devices hp rating.
- Environmental Ratings**
Type 4X
- Temperature Range**
Min -40°F/Max 104°F
See pg 258 for temps below -15°F.
- Wiring Capacity**
Min 10 AWG Max 2 AWG
Aux Contacts - Max 14 AWG
Based on THHN wire sizes
- Applicable Standards**
CSA C22.2 No. 182.1-07
C22.2 No. 213-M1987
- Hazardous Ratings**
Class I, Division 2, Groups ABCD, T6
Class I, Zone 2, IIC

Receptacle (female)



Inlet (male)



! Don't forget to add installation accessories to your order

Hazardous Location DS100C lid is normally closed and opens to 120°

Voltage	Polarity	Part #		Part #	
		Poly	Metal	Poly	Metal
120V	1P+N+G	35-64235-C-K16-xxx-HAZ	36-64235-C-K16-xxx-HAZ	35-68235-C-K16-xxx-HAZ	36-68235-C-K16-xxx-HAZ
120 208V	3P+N+G	35-64237-C-K16-xxx-HAZ	36-64237-C-K16-xxx-HAZ	35-68237-C-K16-xxx-HAZ	36-68237-C-K16-xxx-HAZ
125V	1P+N+G	35-64175-C-K07-xxx-HAZ	36-64175-C-K07-xxx-HAZ	35-68175-C-K07-xxx-HAZ	36-68175-C-K07-xxx-HAZ
125 250V	2P+N+G	35-64176-C-K07-xxx-HAZ	36-64176-C-K07-xxx-HAZ	35-68176-C-K07-xxx-HAZ	36-68176-C-K07-xxx-HAZ
208V	2P+G	35-64232-C-K16-xxx-HAZ	36-64232-C-K16-xxx-HAZ	35-68232-C-K16-xxx-HAZ	36-68232-C-K16-xxx-HAZ
208V	3P+G	35-64233-C-K16-xxx-HAZ	36-64233-C-K16-xxx-HAZ	35-68233-C-K16-xxx-HAZ	36-68233-C-K16-xxx-HAZ
250V	2P+G	35-64172-C-K07-xxx-HAZ	36-64172-C-K07-xxx-HAZ	35-68172-C-K07-xxx-HAZ	36-68172-C-K07-xxx-HAZ
250V	3P+G	35-64173-C-K07-xxx-HAZ	36-64173-C-K07-xxx-HAZ	35-68173-C-K07-xxx-HAZ	36-68173-C-K07-xxx-HAZ
277V	1P+N+G	35-64245-C-K04-xxx-HAZ	36-64245-C-K04-xxx-HAZ	35-68245-C-K04-xxx-HAZ	36-68245-C-K04-xxx-HAZ
277 480V	3P+N+G	35-64247-C-K04-xxx-HAZ	36-64247-C-K04-xxx-HAZ	35-68247-C-K04-xxx-HAZ	36-68247-C-K04-xxx-HAZ
347 600V	3P+N+G	35-64187-C-K14-xxx-HAZ	36-64187-C-K14-xxx-HAZ	35-68187-C-K14-xxx-HAZ	36-68187-C-K14-xxx-HAZ
480V	2P+G	35-64242-C-K04-xxx-HAZ	36-64242-C-K04-xxx-HAZ	35-68242-C-K04-xxx-HAZ	36-68242-C-K04-xxx-HAZ
480V	3P+G	35-64243-C-K04-xxx-HAZ	36-64243-C-K04-xxx-HAZ	35-68243-C-K04-xxx-HAZ	36-68243-C-K04-xxx-HAZ
600V	2P+G	35-64182-C-K14-xxx-HAZ	36-64182-C-K14-xxx-HAZ	35-68182-C-K14-xxx-HAZ	36-68182-C-K14-xxx-HAZ
600V	3P+G	35-64183-C-K14-xxx-HAZ	36-64183-C-K14-xxx-HAZ	35-68183-C-K14-xxx-HAZ	36-68183-C-K14-xxx-HAZ

The xxx represents any and all device options; if no options are needed, the xxx suffix should be omitted.

Part Number Example

480V DS100C + 2 aux contacts

DS100C Poly recept 3P+G = 35-64243-C-K04-972-HAZ

480V DS100C with no options

DS100C Poly recept 3P+G = 35-64243-C-K04-HAZ

Receptacle Options	Suffix #	Inlet Options	Suffix #
With 2 Auxiliary/Pilot Contacts	Recept # - 972	With 2 Auxiliary/Pilot Contacts	Inlet # - 972
With 3 Auxiliary/Pilot Contacts	Recept # - 263	With 3 Auxiliary/Pilot Contacts	Inlet # - 263
With 4 Auxiliary/Pilot Contacts	Recept # - 264	With 4 Auxiliary/Pilot Contacts	Inlet # - 264
Normally Open Lid Configuration	Recept # - NO	With No Lockout Hole	Inlet # - A155
180° Opening Lid (metal only)	Recept # - 180		

Feature Spotlight – Screw-Type Locking Pawl

- ! Listing Requirement**
Users must tighten screw to lock the plug in the mated position



Zone 2/Division 2 DS100C receptacles feature a standard screw-type locking pawl. This required feature allows the user to lock the plug to the receptacle by tightening a screw on the pawl.

For added security, a lockout hole is included on the receptacle that enables the user to insert a 5/16" lock or locking pin to prevent the plug from being disconnected or to lock the receptacle lid closed.



5/16" hole for added security

! See pages 235-244 for detailed information on these options

INSTALLATION ACCESSORIES – SIZE 4

Accessories rated for hazardous locations are not returnable.

HANDLES

HANDLE w/NPT		Part # Poly	Part # Metal
	1/2"	554P0N05	5K4P0N05
	3/4"	554P0N07	5K4P0N07
	1"	554P0N10	5K4P0N10
	1 1/4"	554P0N12	5K4P0N12
	1 1/2"	554P0N15	5K4P0N15

For available cord grips, see pg 168.

POLY HANDLE w/Cable Range

	.51 - 1.38"	554P0D35
---	-------------	----------

i

Cable Range	NPT	Cable Range	NPT
.312 - .625"	1/2"	.875 - 1.375"	1 1/4"
.438 - .812"	3/4"	.890 - 1.812"	1 1/2"
.660 - 1.000"	1"		

NPT sizes are determined by the cable diameter and third party cord grip.

BOXES

POLY ANGLE WITH METAL BOX w/NPT

	30°	1"	754C3N10	* Interior volume with receptacle installed.	
	30°	1 1/4"	754C3N12		
	30°	1 1/2"	754C3N15		
	* 61.0 in ³	30°	2"		754C3N20

METAL ANGLE WITH METAL BOX w/NPT

	30°	1"	7K4C3N10	* Interior volume with receptacle installed.
	30°	1 1/4"	7K4C3N12	
	30°	1 1/2"	7K4C3N15	
	* 59.4 in ³	30°	2"	


METAL ANGLE WITH METAL BOX w/NPT

	70°	1"	7K4C7N10	* Interior volume with receptacle installed.
	70°	1 1/4"	7K4C7N12	
	70°	1 1/2"	7K4C7N15	
	* 170.0 in ³	70°	2"	




NPT on top or bottom (if rotated). For other NPT configurations, contact customer service.

ANGLES

POLY ANGLE


	30°	554M3
---	-----	-------

METAL ANGLE

	0°	5K4M0
	30°	5K4M3
	70°	5K4M7

MISCELLANEOUS ACCESSORIES

FINGER DRAWPLATES

	31-6A346	Set of Two (2) Recommended for cord to cord assembly applications, for easier connector closure.
---	----------	---

PROTECTIVE INLET/PLUG CAP

	31-6A426	For Inlets/Plugs Only.
---	----------	------------------------

PADLOCKABLE INLET/PLUG CAP

	DS6MC	Aluminum – For Inlets/Plugs Only. -A155 suffix required to maintain water ingress protection.
---	-------	--

RECEPTACLE LOCKING PIN

	LP-843
---	--------

Notes: For Zone 2 DS dimensions refer to DS dimensions on pgs 55-56.